



O.H.M.S.

Oklahoma Historical Modelers' Society
NEWSLETTER



Volume 48, Issue 8

August 2018

Coming Events

Aug 1-4--2018 IPMS/USA National Convention & Contest Phoenix Convention Center, 100 N. 3rd St, Phoenix, AZ <http://www.ipmsusanationals2018.com/>

Aug 3-- OHMS Meeting. MOM contest.

Aug 17-- OHMS Meeting. Program night. Using metallic paints.

Sept 3--Cajun Modelfest XXXI at LSU MiniFarm 4-H Building BLDG 338, Baton Rouge Scale Modelers

Sept 7-- OHMS Meeting. MOM contest. Budget Build contest. **OFFICER ELECTIONS.**

Sept 8-- **SuperCon 2018**, Bob Duncan Community Center - Vandergriff Park, 2800 S. Center Street, Arlington TX, IPMS - Fort Worth Scale Modelers, Dave Hibscher hurricaneyankee52@yahoo.com

Sept 21-- OHMS Meeting. Program Night. Pictures from IPMS Nationals.

Sept 29--CASM Sprou-Doo 2018 Contest & Swap-Meet, The Innovation Hub, 201 E. Broadway, North Little Rock AR. Central Arkansas Scale Modelers - IPMS Lt. j.g.

Nathan Gordon, Contact Ron Leker - rlsker@ct-t.com

September 29-- AutumnCon 2018 Clarion Inn Conference Center, 501 Hwy 190, Covington, LA, 70433, , IPMS/NorthShore Scale Modelers, Warren Dickerson (850) 830-0699

northshore.scale.modelers@gmail.com

Meeting Reports

Business Meeting—July 6

Note a change in the upcoming programs. August is now going to be a presentation by Kevin Sampson on using metal paints (Alclad, etc.) September will be pictures from Nationals in Phoenix. This program is the last unfilled slot for the year. Anyone wishing to provide programs for the upcoming year should visit with Steven. In related, it's never too early, news, the Club Auction in November was mentioned.

The final of three club-sponsored IPMS National memberships was distributed.

.Model of the Month— July 6



K.u.K U-14

Steven Foster



'70 Camaro SS/RS 396

Daniel Kuhlmyer

To Preserve the Past for the Future

*Est. 1967—The tenth oldest chapter in the United States
Region 6 Newsletter of the Year 2011, 2012 and 2014*



Me-263

Kevin Sampson



Star Destroyer

Ethan Willis




Yugoslav MiG 29

David Paxton



Type 96 25mm AA

Dave Kimbrell



HMS Hotspur


Rick Jackson



'78 Corvette Indy Pace Car

Daniel Kuhlmeier

Plus a WIP



Everything pulled a vote or two. Steven's multi-media sub was the winner on this night.

Program Night—July 20

This was our quarterly Build Night.



A few thoughts from the Head Chicken...



Get the most out of the Society

I assume most of you come to the meetings to enjoy the company of others who like history and build models. But are you getting the most out of the group?

To truly get the most out of the meetings, you need to participate. To just attend and sit there is okay, but you truly get more if you join in and contribute. You can learn just by listening, but you will get more by bring something to the meeting and sharing it with the group. Everyone has something, a kits, decals, books, or memorabilia; bring it to the meeting and share it with the group. When I ask if anyone has anything new, that is not just meant as business.

When we do programs, we are trying to provide something all can find useful and interesting. But often, we put out a lot of effort only to have a small handful show up and this works against the group. After all, why go to a lot of trouble if no one attends. If fewer attend, fewer are willing to put out the effort.

By not attending, you miss something that may inspire you, or help you improve your model build abilities, even if it is a subject in which you have no interest. While we all have our own areas of interest, I have often found ideas and techniques used in other areas can be used on stuff that I am very interested in building.

And then there is courtesy. As noted, someone has taken time to put together for the group to see. It is simple, common courtesy to watch and listen to the program.

Dave Kimbrell

The Dark Side

Come to the Dark Side.....Mistakes are proof you are trying.

TANK KITS WITH INTERIORS

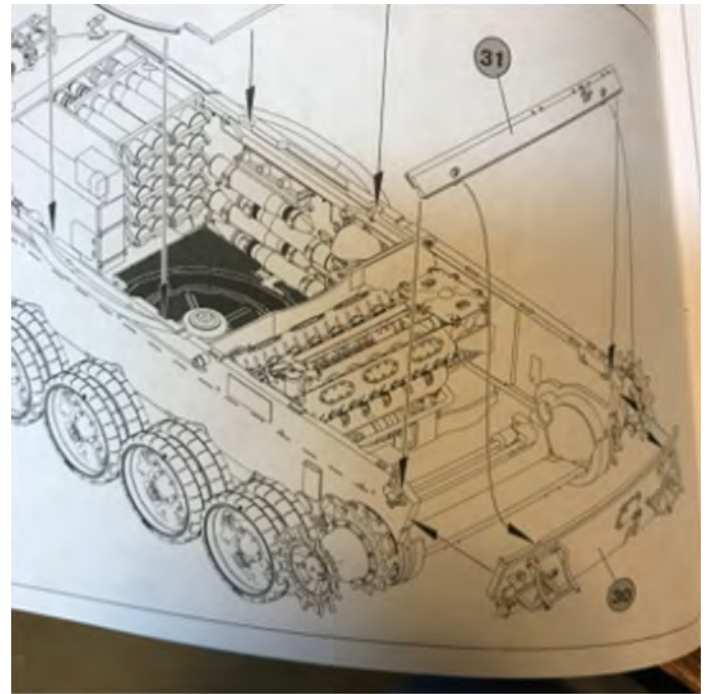
Last issue, I showed some shots of blown up tanks. This issue is about the kits of those tanks.

The first thing you will notice is the size of the boxes. These monsters have a lot of parts, so they are not a weekend project. The level of detail varies a little. The Panthers by **Takom** are extensive. Except for some wiring, nothing jumps out as a gross omission. I am not as familiar with the **RMF M1A1/A2**, but it looks to be fairly complete and their Tiger looks good also.







The **Miniart** T-54/55 series has an engine, but no transmission.

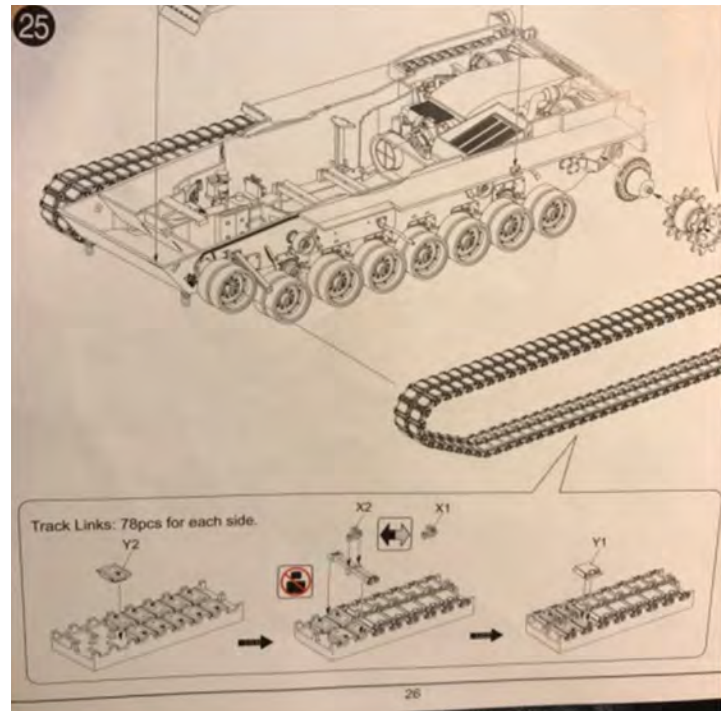


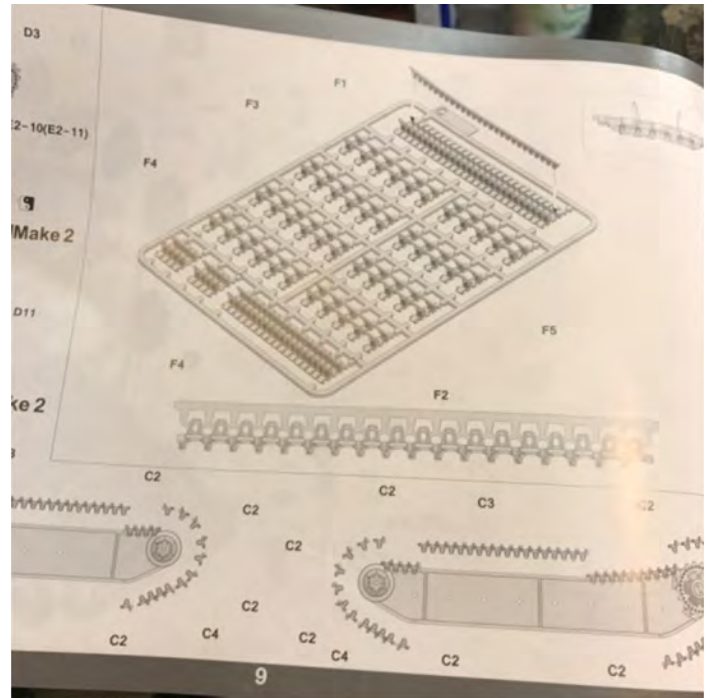

Here are some images from the instruction sheets. In order are the Tiger I, M1A1, Panther, and Tiger II.






There are no soft tracks in these kits. They are all single link or length and link. The RFM kits have tracks which should be workable if assembled correctly.





The **Takom** Tiger II kits have non-working single links packaged ready for assemble like the **DML** "Smart Track". The Panthers have a length and link, with a jig to help get everything in place.

The **Miniart** T-54/55 has single links on the tree.



As you can see, these kits will lend themselves to being broken apart. The Tiger I, Tiger II, and M1A1/A2 have bath tub hulls. The others have multi-part hulls. The M1A1 has separate blow roof panels for the turret. The two flat sections of the T-54/55 turret roof are separate, so they can also be done blown off.

Of course, these are not the only tank kits with interiors and probably won't be the last. All told, there are over thirty

other tanks and armored car kits with interiors of one level or another; even more when you count gun breeches and seats. I keep hoping to see an M4 Sherman.

GENERAL KNOWLEDG AND PRIVATE INFORMATION

Samuel Morse invented the Morse code in 1837 and it is still in use today. The letter **V** is dot,-dot-dot dash. This also corresponds to the first four notes of Beethoven's Fifth Symphony. **V** is also the Roman numeral for 5. The code for the letter **B** is dash-dot-dot-dot. Since the first letter of Beethoven is, of course **B**, it makes you wonder if Morse was a fan of the composer and the Fifth Symphony. Hardly earth shattering, but I just thought it was interesting.

Dave Kimbrell



BATHTUB ADMIRALS

The Annual—"Because I Don't Have Time for Anything Else Before Nationals"—Kit Review

It's not comprehensive but you get what you pay for.

Hobby Boss



The *Pegasus* class hydrofoil was developed for coastal work and as a response to things like the Soviet *Osa*, and *Tarantul* missile boats. Six were built but plans were for a

much larger class with countries like Germany and Italy also buying some.

For a long time, the only available kit was a Dragon 1/700th scale version packaged with the *Oliver Hazard Perry* class frigate. Orange Hobby and White Ensign have put out resin kits in 1/350th. This kit is 1/200th so it makes for a more substantial model at just under 8" long and, being from Hobby Boss, has a lot of fiddly detail. It looks good in the box. The real trick is how to display it under way in hydrofoil mode!



They're also releasing a 1/35th scale version of the Molch midget.

Kajika



This kit of the *Kirishima* completes the WW I, as-built set of models for the Japanese *Kongo* class battlecruisers. The previous kits have been well received for their quality.

Aoshima





Aoshima has released two additional subjects. Both are famous for activity against German ships in the early war. *Exeter* was involved in sinking *Graf Spee* and *Dorsetshire* (arguably) applied the finishing blow to *Bismarck* via torpedoes.

There seems to be a theme here of ‘British ships we sank in WW II’. (Remember the *Hermes* kit last year?) Anyway, these kits are welcome additions. Except for the old Matchbox kit of *Exeter*, these are the first plastic kits in this scale. Even the resin kits have become scarce. The *Exeter* kit also includes a kit of the destroyer *Inazuma* that hit *Exeter* with torpedoes during the Second Battle of the Java Sea and later rescued some of the crew.

Aoshima has not been shy about re-boxing and expanding from a base kit. There’s already an announced ‘early’ *Dorsetshire* which should definitely tie to the *Bismarck* chase. This version of *Exeter* looks quite different from the version at the Battle of the River Platte which needed major repairs afterwards.

There were many County class cruisers active in WW II and these will probably all be kitted with the necessary parts changes. Since the Counties were built in four distinct blocks, there are variations that must be accounted for rather than taking the same kit and just slapping a new name on the box. Most companies now recognize that and take care of it.

Trumpeter




All of these are essentially scale-downs of the 1/350th versions of these ships. The first three are available but the *Kitty Hawk* is still a few months away.



This one, though, caught me by surprise. Apparently there is going to be a 1/350th scale *Exeter* and *York* in the future. There appears to be a trend here for British cruisers, long ignored by everyone but Airfix, are going to be popping up everywhere. Other place-holders indicate 350th scale *Baltimore*s (two configurations), a 1944 *Ranger* to go with the 1942 version from last year and several Italian cruisers and battleships.

The only caveat here is that some of these announcements are over a year old and still no kit.



Trumpeter has also jumped into the *Nelson/Rodney* pool with Meng by issuing 1/700th scale kits of these ships. They don't appear to be re-boxes of the Meng kits, but I haven't seen one in person yet.

These two ships were some of the better kits released by Tamiya thirty years ago, so this may not be as significant an improvement over them as with some of the other new releases. Thus, you may be

Revell Germany



This 1/700th scale release of the WW I *Konig* is almost certainly a re-box of the ICM kit given the display base is identical. It also means there will probably be releases of the other three ships in the class. The ICM version I have really looks nice in the box. I just need time to build it and deal with all that rigging!

Hasegawa



Hasegawa, Tamiya and a few others have been releasing new kits of WW II Japanese destroyers. Most are legitimately new kits and are improvements on their earlier versions or the Skywave versions of that ship.



What you have to watch out for is not accidentally picking up the earlier '70's vintage kit that has been resurrected and re-boxed. For example, the middle box is a re-box of the top, original *Yugumo* in modern packaging while the bottom is a very nice new kit that I just picked up. About the only giveaway is that the re-boxes use the same artwork as the 1970's version.

Since the Japanese companies aren't shy about using a mold from a competitor, even that isn't a sure sign that it is a new

kit. If you are interested in one of these, try to find a review that verifies that it really is a new mold before buying.

Very Fire



Following the *Missouri*, Very Fire has added *Iowa* to the 1/350th line. There is also supposed to be a *New Jersey* coming as well.

Skywave Pit Road



Skywave continues their trend of re-releasing older kits with lower hulls added. These kits are among several that fit that bill. They have also released additional versions with added metal barrels, clear parts, etc. Don't be surprised to see about four versions of each subject.

Combrig



Combrig has released a bunch of early British destroyers/torpedo boats from pre-WW I. This is just a sample.

Flyhawk





HMS *Legion* is an L class pre-war destroyer. She had a short career before being sunk during air attacks on Malta. She may be most famous as ‘that destroyer’ alongside the sinking *Ark Royal*.

Flyhawk had put out the normal two versions of the kit. There is the basic kit and there is a deluxe version with PE and additional parts.

Rick Jackson

Our Sponsors

We have several local hobby shops that really deserve recognition and our support. Send some business their way.





FLAGSHIP MODELS

Warship Kits
Ordinance Kits
Detail Sets

of the

AMERICAN CIVIL WAR

www.flagshipmodels.com



Challenger

N-SCALE
HOBBIES

"TULSA'S N SCALE SOURCE"

We're open 24 hours, just not in a row!

Richard Fisher

T-W 5-8, Th-F 12-8, S 10-5
8753 S. Lewis, Ste. B
Tulsa, OK 74137
(918) 298-4800

Mail Order, Repairs
Custom Painting & Models
Buy, Sell & Trade

Challenger@Challenger-N-Scale.com
Web Site: [HTTP://Challenger-N-Scale.com](http://Challenger-N-Scale.com)

TM



63
YEARS

MILDRED & EDGAR SEAY, SR
Founders

108 SO. LEE STREET
IRVING TEXAS 75060

MODEL AIRCRAFT LABS
Since 1945

M. A. L. HOBBY SHOP
Since 1948

OPEN MON. 1:00 TO 6:00
TUES.-WED. 12:00 TO 6:00
THUR.-FRI. 10:30 TO 7:00
SAT. 9:30 TO 6:00

EDGAR SEAY JR
972-438-9233

TOP SHELF MODELS

119 South Main Street

Owasso, OK 74055-3117

918-274-0433 fax 918-376-2824

1-866-210-0687

Royal K. Stuart Manager

e-mail topshelfmodels@peoplepc.com

To Preserve the Past for the Future

Est. 1967—The tenth oldest chapter in the United States
Region 6 Newsletter of the Year 2011, 2012 and 2014

CRM HOBBIES
OUT OF PRODUCTION MODELS-FULL AFTER MARKET

5101 EICHELBERGER ST
ST LOUIS, MO 63109
314-832-4840

CHRIS MERSEAL
OWNER

CRM@INLINK.COM

CRMHOBBIES.COM



Including:

- Gunze/Mr. Hobby
- Vallejo
- Tamiya
- Lifecolor

PO Box 394, Marshfield, MO 65706

John Nottestad
sales@redfroghobbies.com

Kits & Paints
www.redfroghobbies.com


GrassTechUSA
Made in U.S.A.

Alex Yakubovich
Master Flocker

17011 Lincoln Ave 424 Parker, CO 80134


303-949-7605

Alex@grasstechusa.com
grasstechusa.com




**IMPORTED
FROM COLORADO**


Flock this




Flock this



or Flock this



*GrassTech USA provides you the tools, you provide the imagination.
Flock on my friends...*



Bobes Hobby House
"Relax with a Hobby"

ART SUPPLIES FOR STUDENTS & PROFESSIONALS
FINE PAPERS ~ MAT BOARD ~ CRAFT SUPPLIES
BEADS ~ CANING ~ CANDLE MAKING
MODEL KITS & ACCESSORIES ~ FIGURES
DOLL HOUSES ~ MODEL RAILROAD ~ RADIO CONTROL
MILITARY BOOKS ~ GAMES ~ PUZZLES ~ KITES

(850) 433-2187 5719 North "W" Street
www.bobeshobbyhouse.com Pensacola, FL 32505

SPACEMONKEY MODELS

James Duffy
owner

116 rosebud Ln.
georgetown, tx 78633
(512) 423-1855

james@rocket.aero

www.rocket.aero
www.spacemonkeymodels.com

rocket.aero

IPMS/USA MEMBERSHIP FORM

IPMS No.: _____ Name: _____

Address: _____ If Renewing _____ First _____ Middle _____ Last _____

City: _____ State: _____ Zip: _____

Phone: _____ E-mail: _____

Signature (required by PO) _____

Type of Membership Adult, 1 Year: \$30 Adult, 2 Years: \$58 Adult, 3 Years: \$86

Junior (Under 18 Years) \$17 Family, 1 Year: \$35 (Adult + \$5. One Set Journals) How Many Cards? _____

Canada & Mexico: \$35 Other / Foreign: \$38 (Surface) Checks must be drawn on a US bank or international money order

Payment Method: Check Money Order

Chapter Affiliation, (if any): _____

If Recommended by an IPMS Member, Please List His / Her Name and Member Number: _____

Name: _____ IPMS No.: _____

IPMS/USA

PO Box 56023

Join or Renew Online at: www.ipmsusa.org

St. Petersburg, FL 33732-6023

OHMS EVENT CALENDAR

2018

August

- 1-4 **2018 IPMS/USA National Convention & Contest Phoenix Convention Center, 100 N. 3rd St, Phoenix, AZ** <http://www.ipmsusanationals2018.com/>
- 3 OHMS Meeting. MOM contest.
- 17 OHMS Meeting. Program night. Using metallic paints.

September

- 7 OHMS Meeting. MOM contest. Budget Build contest. **OFFICER ELECTIONS.**
- 8 **SuperCon 2018**, Bob Duncan Community Center - Vandergriff Park, 2800 S. Center Street, Arlington TX, IPMS - Fort Worth Scale Modelers, Dave Hibscher hurricaneyankee52@yahoo.com
- 21 OHMS Meeting. Program Night. Pictures from IPMS Nationals
- 29 CASM Spoo-Doo 2018 Contest & Swap-Meet, The Innovation Hub, 201 E. Broadway, North Little Rock AR. Central Arkansas Scale Modelers - IPMS Lt. j.g. Nathan Gordon, Contact Ron Leker - rlsker@ct-t.com
- 29 AutumnCon 2018 Clarion Inn Conference Center, 501 Hwy 190, Covington, LA, 70433, , IPMS/NorthShore Scale Modelers, Warren Dickerson (850) 830-0699 northshore.scale.modelers@gmail.com

October

- 5 OHMS Meeting. MOM contest.
- 6 Austin Scale Modelers Society hosts the ASMS Capitol Classic at the Travis County Expo Center, 7311 Decker Lane, Austin, TX. Ian Latham - graphicsdog@gmail.com
- 19 OHMS Meeting. – Program night. Build Night.

November

- 2 OHMS Meeting. MOM contest
- 16 OHMS Meeting. Annual Club Auction

December

- 1 OHMS Meeting. MOM contest. Budget Build contest.
- 15 OHMS Meeting. Christmas Party

2019

January

- 4 OHMS Meeting. MOM contest.
- 18 OHMS Meeting. Program Night. Build Night
- 27 CALMEX 33, IPMS/SWAMP, Lake Charles Civic Center, 900 Lakeshore Drive, Lake Charles, LA [Robert Leishman](mailto:Robert.Leishman) 337-589-4614

February

- 1 OHMS Meeting. MOM contest
- 15 OHMS Meeting. Program Night.
- 17 ModelFiesta 37, IPMS Alamo Squadron, San Antonio. San Antonio Event Center 8111 Meadow Leaf Drive, Len Pilhofer - MFDirector@alamosquadron.com